

Specification for Speaker		Page	2/9
Model No. : KP3051SP1R4-5252		Revision No.	1.1
		Drawing No.	KFC5252
<h2>CONTENTS</h2> <ol style="list-style-type: none"> 1. Scope 2. General 3. Electrical and Acoustic Characteristics. 4. Reliability Test 5. Measurement Block Diagram & Response curve 6. Structure 7. Dimensions 8. Packing 9. Revision 			

Specification for Speaker		Page	3/9
Model No. : KP3051SP1R4-5252		Revision No.	1.1
		Drawing No.	KFC5252

1. Scope

This specification is applied to the dynamic speaker which is used all of the electrical acoustic product.

-- compact, rich sound

-- applications: mobile phone, PDA, notebook computer, etc. ...

2. General

2.1 Out-Diameter : 30 mm

2.2 Height : 5.1 mm

2.3 Weight : 7 g

2.4 Operating Temperature range:

-20~+60℃ without loss of function

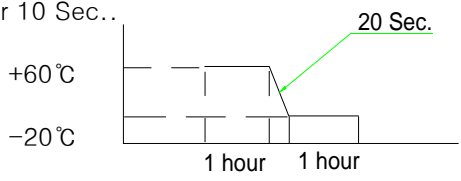
2.5 Store Temperature range:

-30~+75℃ without loss of function

3. Electrical and Acoustic Characteristics.

Test condition : 15 ~ 35 ℃, 25% ~ 85% RH, 860~1060 mbar

No	Items	Specification
1	Impedance	4 Ω ± 15% (1Vrms at 1.5KHz)
2	Sound Pressure Level	92 dB ± 3dB (0.1W/0.1M- at 0.8k;1k;1.2k;1.5kHz AVE)
3	Resonance Frequency	700 Hz ± 20%
4	Frequency Range	Fo ~10KHz
5	Input Power	Rated 1 W / Max. 1.5 W
6	Distortion	5% Max. at 1kHz/1Vrms
7	Buzz and Rattle	Should not be audible buzzes,rattles when the 2V sine wave signal swept at frequency range.
8	Polarity	When supplied plus D.C. voltage to (+) terminal, the cone diaphragm must move to forward.

Specification for Speaker		Page	4/9
Model No. : KP3051SP1R4-5252		Revision No.	1.1
		Drawing No.	KFC5252
<h2>4. Reliability Test</h2> <p>After test(1~7item), the speaker S.P.L . difference shall be within $\pm 3\text{dB}$, and the appearance not exist any change to be harmful to normal operation (e.g. cracks,rusts,damages and especially distortion).</p>			
No	Items	Specification	
1	High Temperature Test	After being placed in a chamber with $+75\pm 3\text{ }^{\circ}\text{C}$ for 96 hours and then being placed in natural condition for 1 hour, speaker shall be measured.	
2	Low Temperature Test	After being placed in a chamber with $-30\pm 3\text{ }^{\circ}\text{C}$ for 96 hours and then being placed in natural condition for 1 hour, speaker shall be measured.	
3	Humidity Test	After being placed in a chamber with 85 to 90%R.H. at $+40\pm 2\text{ }^{\circ}\text{C}$ for 96 hours and then being placed in natural condition for 1 hour, speaker shall be measured.	
4	Thermal Shock Test	<p>After being placed in a chamber at $+60^{\circ}\text{C}$ for 1 hour, then speaker shall be placed in a chamber at -20°C for 1 hour(1 cycle is the below diagram).</p> <p>After 4 above cycles, speaker shall be measured after being placed in natural condition for 10 Sec..</p> 	
5	Vibration Test	After being applied vibration of amplitude of 1.5mm with 10 to 55Hz band of vibration frequency to each of 3 perpendicular directions for 1 hour, then placed in natural condition for 1 hour, speaker shall be measured.	
6	Drop Test	The speaker when mounted in the jig which weight 85g~100g, shall with stand 15 times random drops from a height of 1.5 meter to a concrete floor faced with 5mm thick hard wood board.and be nothing mechanical damage.	
7	Load test	After being applied loading white noise with input power 1W(2Vrms.) for 96 hours, then placed in natural condition for 1 hour, speaker shall be measured.	
8	Insulation test	When they are measured with DC 100V the insulation resistance between v.c. terminal and frame must be more than 1 MΩ	

Specification for Speaker

Page

5/9

Revision No.

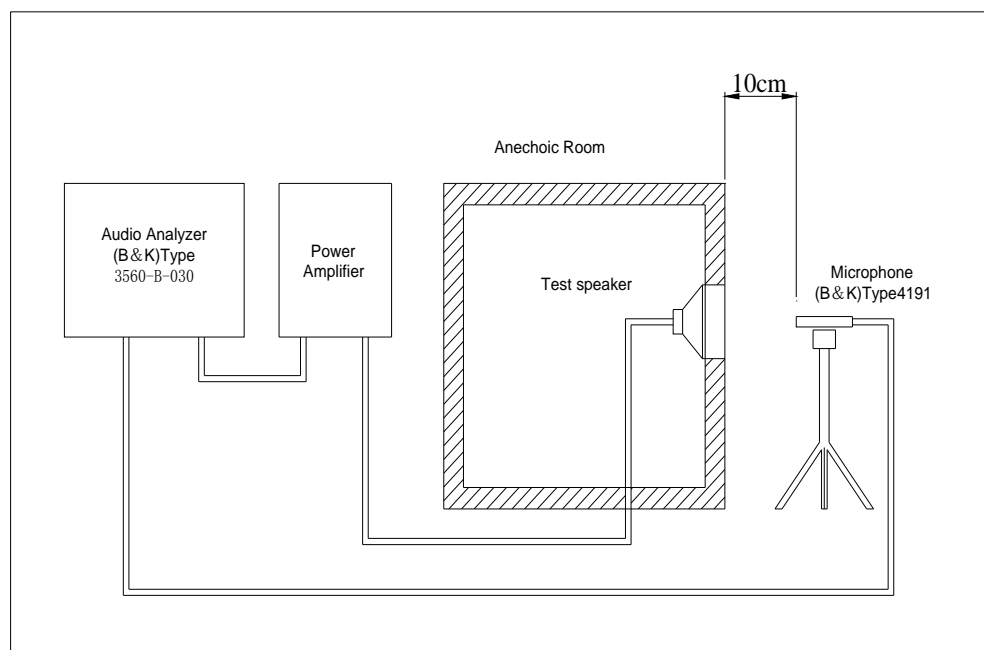
1.1

Model No. : KP3051SP1R4-5252

Drawing No.

KFC5252

5. Measurement Block Diagram & Response curve



[dB/20.0u Pa]

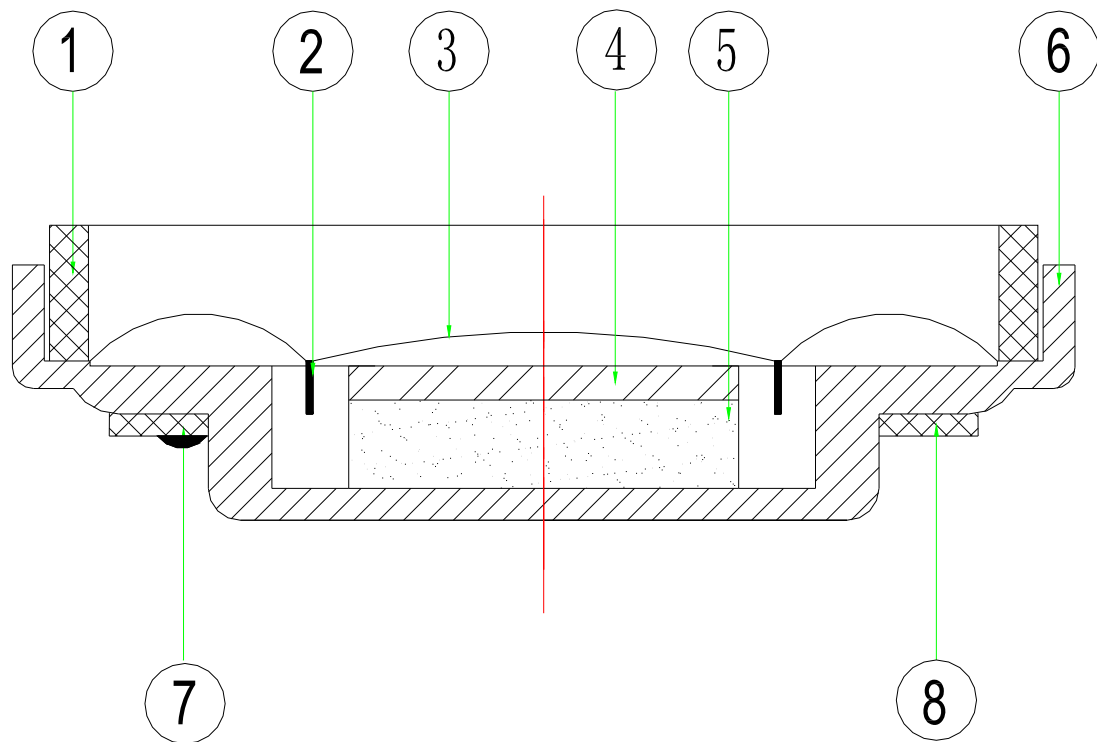
OutputResponse(Signal1) - Input Magnitude

Working : Input: Input: SSR Analyzer



Specification for Speaker	Page	6/9
	Revision No.	1.1
	Drawing No.	KFC5252
Model No. : KP3051SP1R4-5252		

6. Structure



8	Screen	1	Net	
7	Terminal	1	Epoxy PCB	
6	Frame	1	SPC	
5	Magnet	1	Nd-Fe-B	
4	Plate	1	SPC	
3	Diaphragm	1	PET	
2	Voice Coil	1	Copper	
1	Gasket	1	Paper	
No.	Part Name	Q'ty	Material	Remarks

Specification for Speaker

Page

7/9

Revision No.

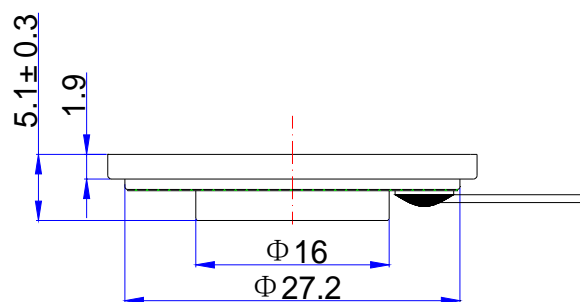
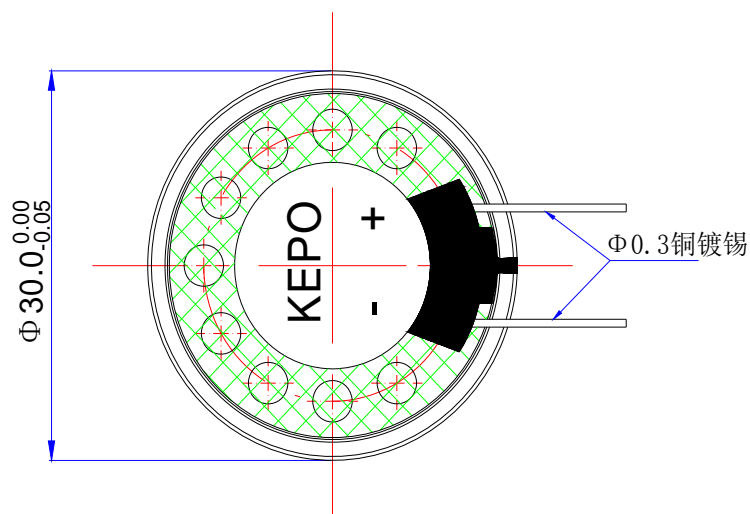
1.1

Model No. : KP3051SP1R4-5252

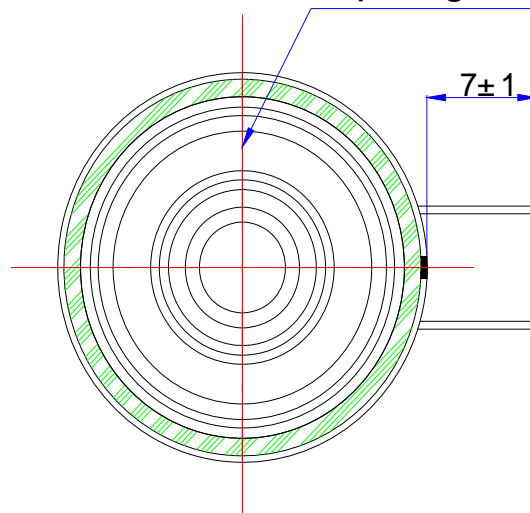
Drawing No.

KFC5252

7. Dimensions



Diaphragm:transparence



FIRST ANGLE PROJECTION



UNIT : mm

Tolerance : ± 0.2

Specification for Speaker

Page

8/9

Revision No.

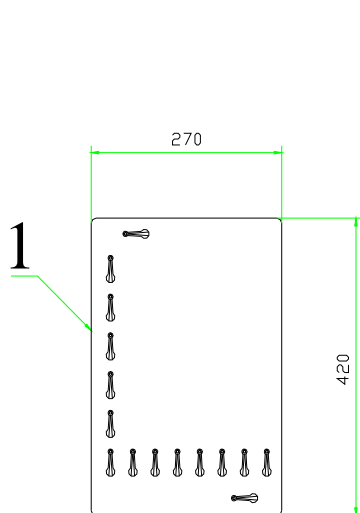
1.1

Model No. : KP3051SP1R4-5252

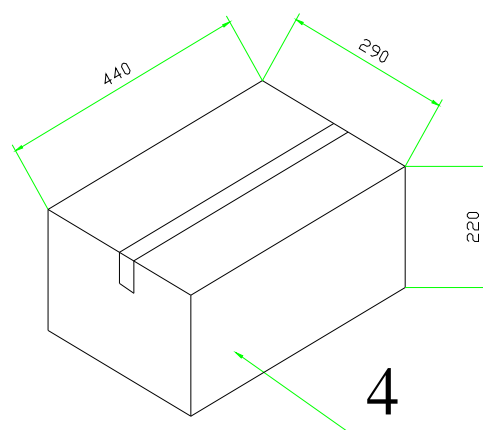
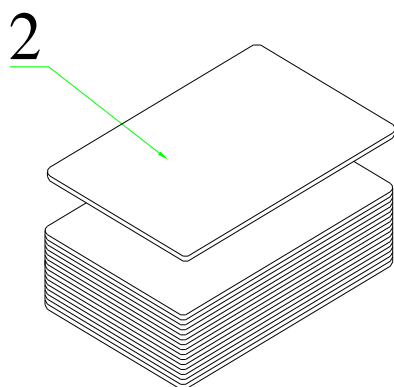
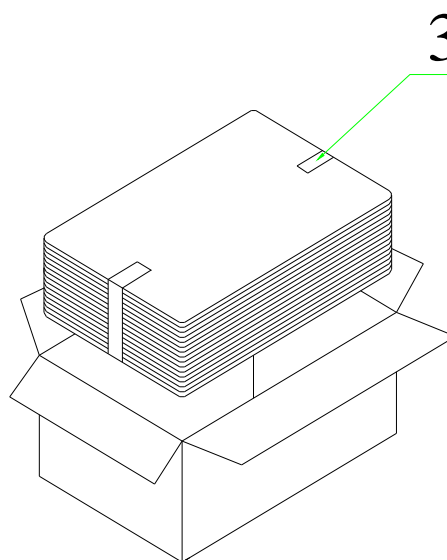
Drawing No.

KFC5252

8. Packing



50Pcs



QTY: 800Pcs

440 x290 x220